



261 PINE DRIVE PIEDMONT . SOUTH CAROLINA 29673

available for lease

±9,000 SF Flex Building

Monthly Rent: \$8,295

(\$10.00/SF NNN + \$1.06/SF est. taxes & insurance)

property highlights

- Includes ±7,900 SF of warehouse space and a ±1,100 SF office area
- Heavy power available
- Fully conditioned throughout
- Clear heights: 14.2' (center) and 11.6' (eaves)
- (1) 10x10' Drive-in door
- (1) 10x10' Dock high door



GREENVILLE COUNTY TAX MAP NO. 0602.010100318

exclusively listed by:

MONTY TODD | monty@pintailcre.com | 803.760.5559

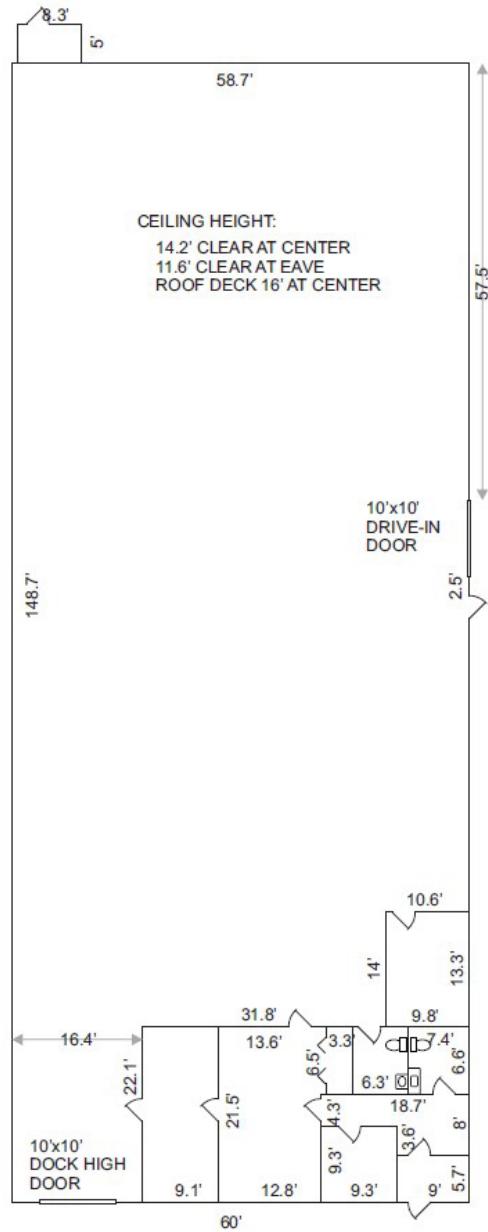
ANNA NEWTON SPIERS | anna@pintailcre.com | 864.568.3305

JOSH TEW, CCIM | josh@pintailcre.com | 864.414.6778

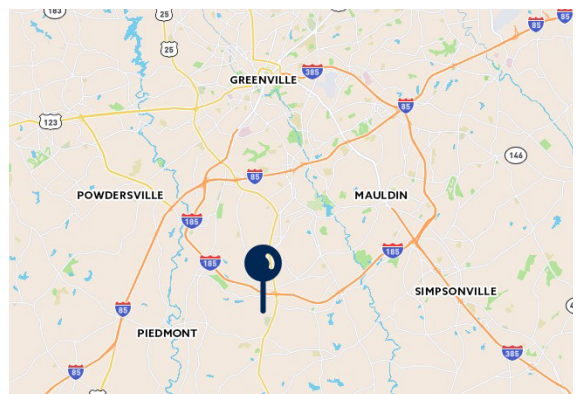
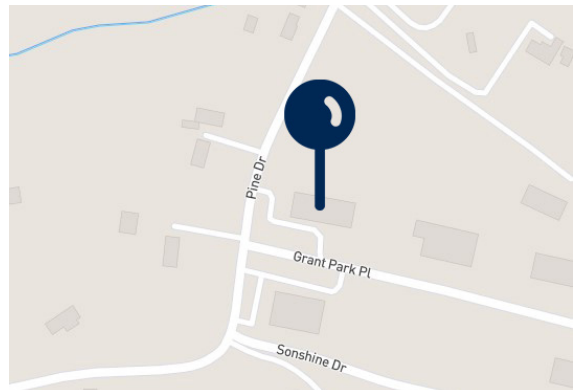

PINTAIL
WWW.PINTAILCRE.COM

261 PINE DRIVE PIEDMONT . SOUTH CAROLINA 29673

floor plan




location



261 PINE DRIVE PIEDMONT . SOUTH CAROLINA 29673

warehouse space



exterior photos



office space

